

ELECTRIC PUMPS JSW SERIES

“JET” self-priming



MECHANICAL SEALS

PUMPS

EXTRACTOR FANS

MOTORS

INSULATION

EQUIPMENT

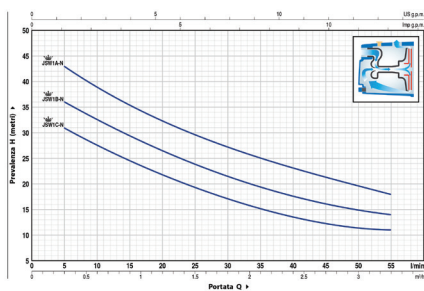
MOTOR PARTS

TOOL PARTS

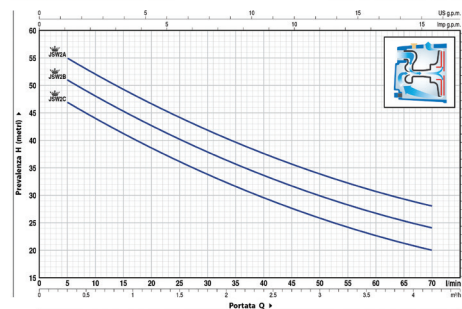
SWITCHES

Model	KW	Hp	Intake inlet	Delivery Head Intake	CODE	€
Three-phase	1.1	1.5	1¼	1	P-JSW 3CH	355.00
Single-phase	1.1	1.5	1¼	1	P-JSWm 3CH	345.00
Three-phase	1.1	1.5	1¼	1	P-JSW 3CL	355.00
Single-phase	1.1	1.5	1¼	1	P-JSWm 3CL	345.00
Three-phase	1.1	1.5	1¼	1	P-JSW 3CM	355.00
Single-phase	1.1	1.5	1¼	1	P-JSWm 3CM	345.00
Three-phase	1.5	2	1¼	1	P-JSW 3BH	362.00
Single-phase	1.5	2	1¼	1	P-JSWm 3BH	362.00
Three-phase	1.5	2	1¼	1	P-JSW 3BL	362.00
Single-phase	1.5	2	1¼	1	P-JSWm 3BL	362.00
Three-phase	1.5	2	1¼	1	P-JSW 3BM	362.00
Single-phase	1.5	2	1¼	1	P-JSWm 3BM	362.00
Three-phase	2.2	3	1¼	1	P-JSW 3AH	380.00
Three-phase	2.2	3	1¼	1	P-JSW 3AL	380.00
Three-phase	2.2	3	1¼	1	P-JSW 3AM	380.00

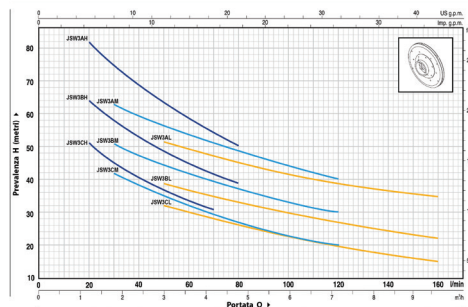
JSW1



JSW2



JSW3



PERFORMANCE CURVES AND DATA 50 Hz n=2900 1/min hs=0m

Prices valid at the time of printing of the catalogue, and subject to changes by the manufacturer. For up-to-date prices and applied discounts on the products listed on this page, please contact our sales office Tel. 02 89231200 - faet@faet.it - Fax 02 89231230