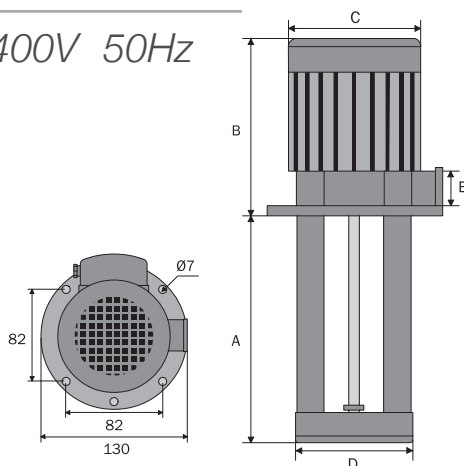



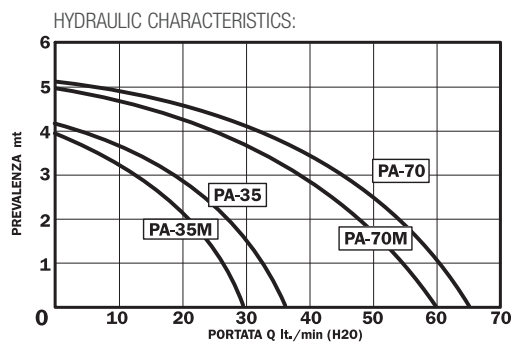
CENTRIFUGAL MOTOR-DRIVEN PUMPS SERIES PA

Three-phase motor 230/400V 50Hz



TYPE	HP/KW 	VOLT/HZ	B	C	D	E	A	CODE	€
PA 35	0.12/0.09	220/380/50 240/415/50 220/380/60 260/440/60	127	96	87	3/8" 1/2"	85	0504020	73.15
							120	0504021	
							150	0504022	
							180	0504023	
							200	0504024*	
							250	0504025	
							300	0504026	76.65
PA 70	0.16/0.12	200/345/50 230/400/50 240/415/50 220/380/60 220/440/60 260/440/60	127	96	87	1/2"	85	0504030	74.55
							120	0504031	
							150	0504032*	
							180	0504033	
							200	0504034	
							250	0504035	
							300	0504036	

Packs containing individual pieces, measurements in mm. Available as Single-phase on request. *On request



CONSTRUCTION CHARACTERISTICS:

- Electric pump specifically designed for machine tools
- Electric pump with immersed dip tube without seal rings.
- PA three-phase type and single-phase PA-M type motor, insulated in CL.F.
- IP 54 grade protection against liquid penetration.
- Casing in extruded aluminium, protected against anodic oxidation.
- Motor shaft in AISI 303 stainless steel
- NSK long-life bearings in semi-rigid supports: almost complete vibra-

tion and noise absorption.

- Thermoplastic motor parts are self-extinguishing in accordance with standards VDE 0730 and UL 94.
- PA 35M - PA 70 M type electric pumps are available either V. 220/240/50 or V. 380/400/50.